

# VEGABAR 83

4 ... 20 mA

Pressure transmitter with metallic measuring cell



## Application area

The VEGABAR 83 is a pressure transmitter for pressure and level measurements of liquids and viscous products in the chemical, food processing and pharmaceutical industry. The VEGABAR 83 offers the possibility to detect even smallest measuring ranges from 0.1 bar. In conjunction with a Slave sensor the VEGABAR 83 is also suitable for the electronic differential pressure measurement.

## Your benefit

- Universal use thanks to completely welded measuring cell
- High measurement certainty through vacuum resistant version
- Maximum reliability and safety through proven technology

## Function

The heart of the pressure transmitter is the completely welded, metallic measuring cell transforming the pressure via the integrated electronics into a standardized output signal.

For measuring ranges up to 40 bar, a piezoresistive sensor element with internal transmission liquid is used. From 100 bar a strain gauge sensor element on the rear of the stainless steel diaphragm is used. This dry system operates without additional isolating liquid.

The sensor element METEC® is used with temperature ranges up to 200 °C and larger process fittings. This element consists of the ceramic-capacitive CERTEC® measuring cell and a special, temperature-compensated chemical seal system.

## Technical data

Measuring ranges	-1 ... +1000 bar/-0.1 ... +100 MPa (-14.5 ... +15000 psig)
Smallest measuring range	+0.1 bar/+10 kPa (+1.45 psig)
Deviation	< 0.075 %; < 0.1 %; < 0.2 %
Process fitting	Threads from G½, flanges from DN 16, 1", hygienic fittings
Process temperature	-40 ... +200 °C (-40 ... +392 °F)
Ambient, storage and transport temperature	-40 ... +80 °C (-40 ... +176 °F)
Operating voltage	9.6 ... 35 V DC

## Materials

The process fitting of the instrument is made of 316Ti or Alloy C4 (2.4610), the process diaphragm of 316Ti or Elgiloy (2.4711). The process seal is available in FKM, FFKM, EPDM and NBR. With temperature ranges up to 200 °C and larger process fittings, the process fitting is made of stainless steel 316L. The process diaphragm is available in 316, Alloy C276 (2.4819), Tantalum as well as PTFE on 316Ti.

You will find a complete overview of the available materials and seals in the "Configurator" at [www.vega.com](http://www.vega.com) and "VEGA Tools".

## Housing versions

The housings are available as single chamber version in plastic, aluminium or stainless steel.

They are available in protection ratings up to IP 68 (25 bar) with external electronics as well as in IP 69K.

## Electronics versions

Apart from the two-wire electronics with 4 ... 20 mA or 4 ... 20 mA/HART, also purely digital versions with Profibus PA, Foundation Fieldbus and are available. In addition a version as Slave sensor is available for the electronic differential pressure measurement.

## Approvals

The instruments are suitable for use in hazardous areas and are approved e.g. according to ATEX and IEC. The instruments also have various ship approvals such as e.g. GL, LRS or ABS.

You can find detailed information at [www.vega.com/downloads](http://www.vega.com/downloads) and "Approvals".

### Operation

#### Adjustment on the measurement loop

The adjustment of the instrument is carried out via the optional display and adjustment module PLICSCOM or via a PC with the adjustment software PACTware and corresponding DTM.

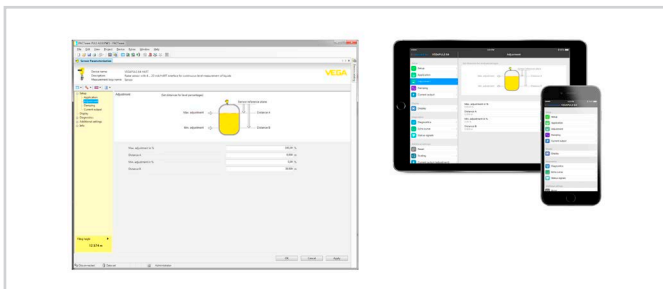
#### Wireless adjustment via Bluetooth

The Bluetooth version of display and adjustment module enables a wireless connection to standard adjustment units. This can be smartphones/tablets with iOS or Android operating system or PCs with PACTware and Bluetooth USB adapter.



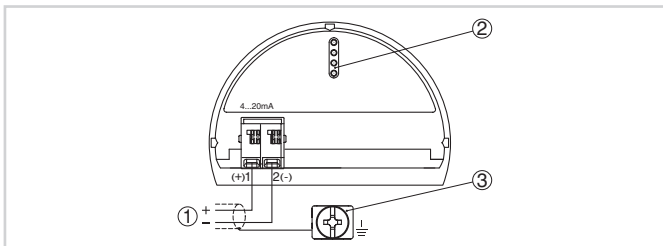
Wireless connection to standard operating devices

Adjustment is hence carried out via a free-of-charge app from the Apple App Store or the Google Play Store or via the adjustment software PACTware and respective DTM.



Adjustment via PACTware or app

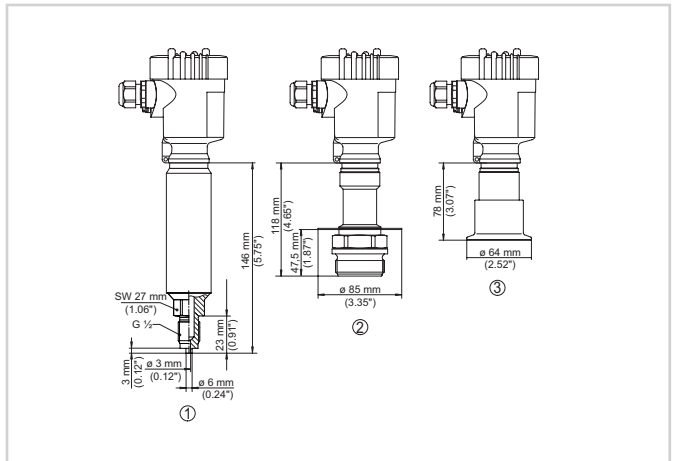
### Electrical connection



Electronics and terminal compartment, single chamber housing

- 1 Voltage supply, signal output
- 2 For display and adjustment module or interface adapter
- 3 Ground terminal for connection of the cable screen

### Dimensions



Dimensions VEGABAR 83

- 1 Threaded version  $G\frac{1}{2}$ , manometer connection EN 837
- 2 Threaded version front-flush with screening sheet
- 3 Clamp version 2"

### Information

You can find further information about the VEGA product line on [www.vega.com](http://www.vega.com).

In the download section at [www.vega.com/downloads](http://www.vega.com/downloads) you'll find operating instructions, product information, brochures, approval documents, instrument drawings and much, much more.

There, you will also find GSD and EDD files for Profibus PA systems as well as DD and CFF files for Foundation Fieldbus systems.

### Instrument selection

With the "Finder" at [www.vega.com](http://www.vega.com) and "VEGA Tools" you can select the most suitable measuring principle for your application.

You can find detailed information on the instrument versions in the "Configurator" at [www.vega.com](http://www.vega.com) and "VEGA Tools".

### Contact

You can find the VEGA agency serving your area on our homepage [www.vega.com](http://www.vega.com).